



Apply for DePaul affordable housing on RentCafe[®]

Follow the steps below to start your online application today!

Step 1 Visit depaul.org/affordable-housing or scan the QR code by opening the camera on your smartphone.

Step 2 Scroll down to your desired property and click **View Location**. Properties are listed by county.

Step 3 Click the **Apply Online** button which will send you to the **RentCafe** login page where you can register for an account to start your application.

Step 4 Click **Register Now** to create an account and begin your application. *Note: The email address you use will become your username for future logins.*

Step 5 On the **RentCafe** registration page click **I have a registration code** if you were provided one and then enter the code on the next screen, **or** click **I do NOT have a registration code**.

Step 6 On the next **RentCafe** page, enter your personal details including name, phone number, email address and a password. Click the Terms and Conditions button to read and accept.

Step 7 Click the **Register** button and then return to the **RentCafe** login page. Use your email address and password to log in and start your online application.

Upon completion of your online application, you will receive an email confirmation. If there are no available units, you will be placed on a waiting list. When a unit is available, you will be contacted to schedule an application interview.

Need Assistance? Call 1-833-420-5265 or email depaulproperties@depaul.org

DePaul Properties, Inc. 1931 Buffalo Road, Rochester, NY 14624

1



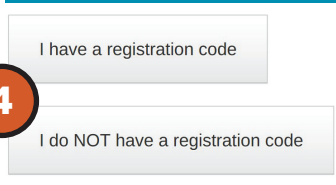
2



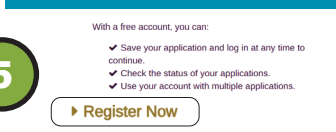
3



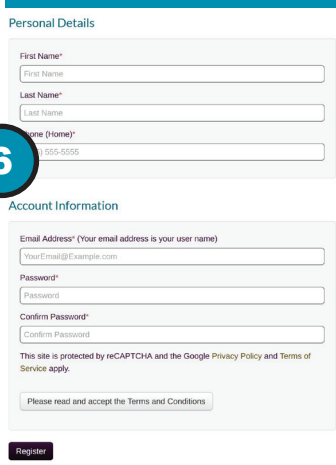
4



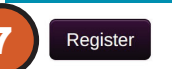
5



6



7



Homes and Community Renewal

RUTHANNE VISNAUSKAS
Commissioner/CEO

